

Switched Pro eConnect® PDUs



Reduced Networking Costs and Complexity – Secure Array® allows the use of a single IP address for up to 32 connected PDUs and all attached sensors and locks. Second IP address for the entire array provides failover capability




Resistance to High Temperature – Market-leading temperature ratings of up to 149°F (65°C) ensures reliability when mounted toward hot aisles



Simplified Load Balancing – Phase-balance outlets on three-phase models ensure equal loading across all phases; Allows use of shorter equipment power cords for better cable and airflow management



No Accidental Disconnections – Patent-pending, low-profile locking outlets prevent accidental disconnections without requiring special cords



Easy Identification of Failover Unit – Redundancy Pack includes 2 PDUs (one in Black and one in Glacier White) for easy identification of the primary and secondary unit



Electronic Lock Integration – Patented technology seamlessly integrates PDU, environmental sensors and electronic locks into a single hardware and software solution



Gigabit Ethernet – Ensures compatibility with enterprise routers and switches



Latest UL Compliance – Meets UL and IEC 62368 for compliance with new listing requirements for North America and the European Union



Cabinet Preinstallation – Complete ecosystem ships ready for IT equipment installation

Switched Pro eConnect® PDUs provide remote power monitoring and control for each outlet on the PDU, making it possible to remotely measure and cycle power for each piece of equipment attached to the PDU.



Additional Features:

- Individual outlet monitoring and switching; outlet grouping
- Field-replaceable controller for easy serviceability and upgradeability while maintaining power to critical loads; SD-card transfers PDU identity
- Bistable latching relays for reduced energy consumption and increased service reliability; maintains last state of power outlet if power is interrupted
- Input and branch circuit monitoring with billing-grade +/-1% accuracy
- Onboard GUI, RestFUL API, SNMP v1/v2/v3 and native Power IQ® DCIM software integration allows users to easily manage PDUs
- HTTPs support, RADIUS and LDAP integration for enhanced authentication and security
- Customization capabilities: outlet configurations, color options, power cord length, input connection types and more
- Made in the United States, TAA-compliant



Global Availability

United States

Agoura Hills, CA
800-834-4969

Canada

Toronto, Ontario, Canada
+905-850-7770

Europe

Buckinghamshire, UK
+441628524834

Middle East & Africa

Dubai, UAE
+971-4-2602125

Doha, Qatar
+974-4-267422

Latin America

+52-55-5203-7525
Toll Free within Mexico
01-800-201-7592
chatsworth.com.co

Asia Pacific

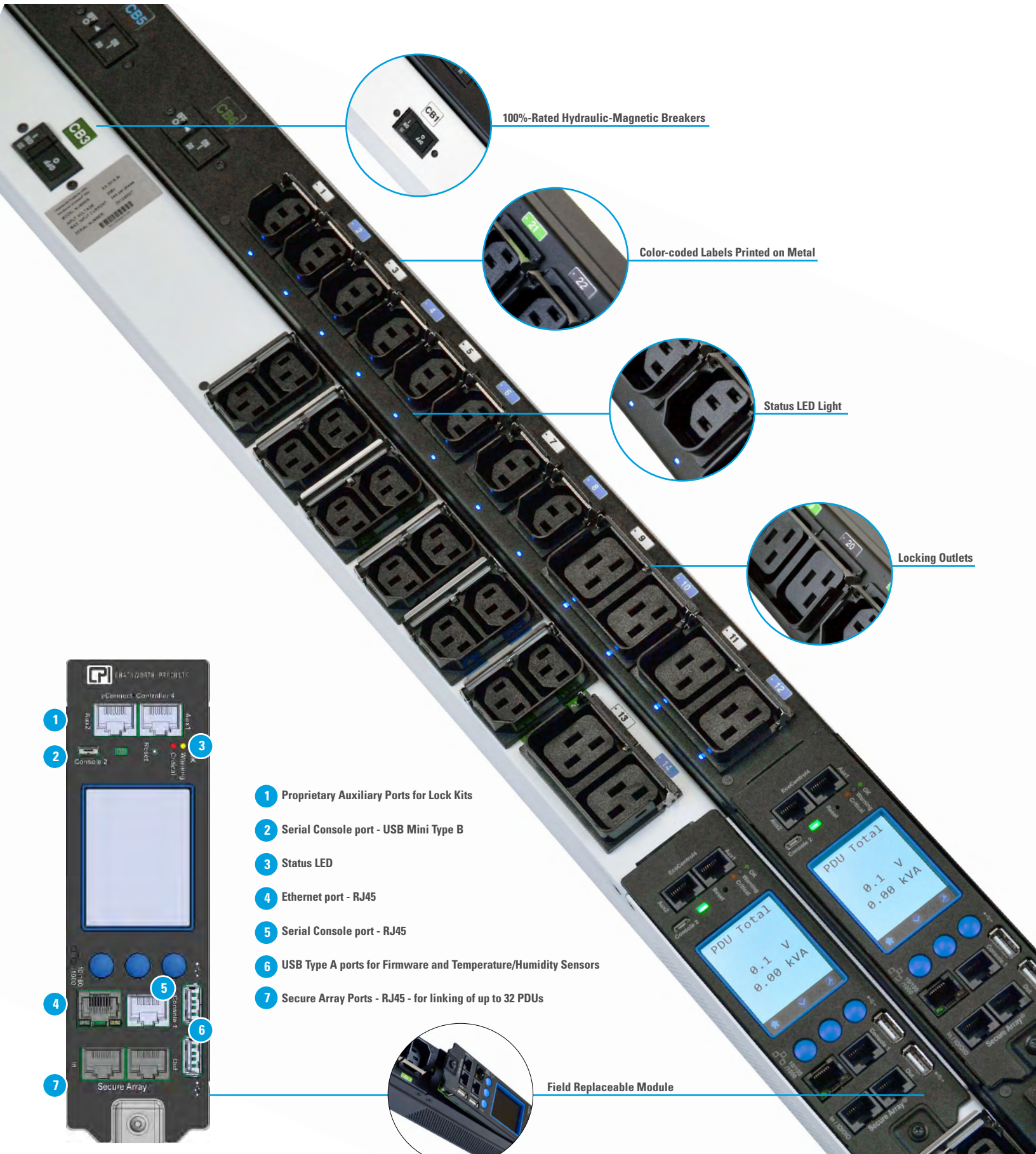
+86 21 6880-0266
chatsworth.com.cn



CHATSWORTH
PRODUCTS

SPECIFICATIONS

Description:	Single-input, vertical rack-mount PDUs
Use:	For indoor use only, in environmentally controlled areas, may not be used outdoors or in harsh environments
Power Input:	<ul style="list-style-type: none"> • Alternating current, 50/60 Hz, 10' (3 m) input power cord • Voltage, maximum current, and inlet/plug type varies per model (see ordering table)
Power Capacity:	Specific to PDU, limited by circuit breakers or power input (see ordering table)
Power Output:	NEMA 5-20R, Locking IEC C13 and/or IEC C19 Outlets, specific to PDU with up to 36 outlets (see order table)
Circuit Protection:	<ul style="list-style-type: none"> • UL 489 listed, single- or two-pole, 100%-rated hydraulic-magnetic breakers available on single- and three-phase models with 30A and above input • 10kAIC breakers on 220-240/380-415 VAC models; 5kAIC for all other models • Low-profile design prevents accidental disconnection
Metering:	<ul style="list-style-type: none"> • Input line currents • Voltage, current, power, energy and power factor at branch circuits and individual outlets • +/- 1% billing-grade • Outlet grouping for power charge back reports
Switching:	<ul style="list-style-type: none"> • Ability to turn on/off and cycle power to individual or group of outlets using bistable latching relays • Ability to name individual outlets to identify attached equipment • Status indicator LED light for individual outlets • Grouping of outlets for consolidated power control
Local Display:	<ul style="list-style-type: none"> • Liquid Crystal Display (LCD) with power-on autotext orientation, color • Provides PDU information; allows initial IP setup, restore defaults and upgrade firmware • Displays voltage, current, power for input lines, breakers and outlets • Displays temperature and humidity when optional environmental sensor (P/N 14665-001) is attached to the PDU • Displays alarm notifications – separate LED flashes red on alarm
Networking:	<ul style="list-style-type: none"> • 10/100/1000MB 1000MB is GB) Ethernet Port • Secure Array IP Consolidation for up to 32 PDUs through the PDU In/Out Ports • Secure Array IP Consolidation supports alternate/failover network connection through a second PDU
Remote Management:	HTTP/HTTPS compatible onboard Web GUI, SNMP v1/v2/v3; Power IQ; RestFUL API
Security:	<ul style="list-style-type: none"> • LDAP and Radius Authentication • Password protection • Separate user- and admin-level permissions • Ability to upload custom HTTPS certificate
Controller:	Field-replaceable module; SD-card transfers PDU identity
Firmware:	Flash upgradeable through USB port, Web interface, Power IQ or API
Environmental Sensor Integration:	<ul style="list-style-type: none"> • Supports 2 Temperature and Humidity Sensors • USB Type A port
Electronic Lock Integration:	Front and rear cabinet door locks connected to AUX ports on the PDU
Mounting:	<ul style="list-style-type: none"> • 2 preinstalled toolless mounting buttons; adjustable positions • Top or bottom power cord entry orientation
Grounding/Bonding:	<ul style="list-style-type: none"> • Bonded power inlet/plug and external bond connection with a threaded M5 attachment point • Includes a bonding kit for CPI cabinets
Color Options:	<ul style="list-style-type: none"> • Black or Glacier White • Redundancy Pack includes (1) Black PDU and (1) Glacier White PDU
Operating Conditions:	<ul style="list-style-type: none"> • Temperature: 32°F – 149°F (0°C – 65°C) at Input Power Rating (kW) • Relative Humidity: 5% – 95%, noncondensing • Elevation: 0 – 10,000 ft (0 – 3,000 m)
Storage/Non-operating Conditions:	<ul style="list-style-type: none"> • Temperature: -13°F – 149°F (-25°C – 65°C) • Relative Humidity: 5% – 95%, noncondensing • Elevation: 0 – 50,000 ft (0 – 15,000 m)
Shipping Weight:	27 lb (12 kg) single unit; 54 lb (24 kg) Redundancy Pack
Certifications:	UL/cUL/IEC62368, CE (EU), FCC Part 15, Class A, EN 55022, RoHS Compliant
Warranty:	3 years standard with advanced replacement; 2 additional years optional



100%-Rated Hydraulic-Magnetic Breakers

Color-coded Labels Printed on Metal

Status LED Light

Locking Outlets



- 1 Proprietary Auxiliary Ports for Lock Kits
- 2 Serial Console port - USB Mini Type B
- 3 Status LED
- 4 Ethernet port - RJ45
- 5 Serial Console port - RJ45
- 6 USB Type A ports for Firmware and Temperature/Humidity Sensors
- 7 Secure Array Ports - RJ45 - for linking of up to 32 PDUs

Field Replaceable Module

ORDERING INFORMATION

Switched Pro eConnect PDU, Vertical - North America						
Part Number			Input Plug	Outlets	kW Capacity*	Cabinet Compatibility
Black**	Glacier White**	Redundancy Pack***				
120 Volt, Single-Phase Input						
EA-6001-C	EA-6001-E	EA-6001-CE	C20 Inlet to L5-20	(24) 5-20	1.9 kW	42U & higher
EA-6002-C	EA-6002-E	EA-6002-CE	L5-30	(24) 5-20	2.9 kW	42U & higher
208 Volt, Single-Phase Input						
EA-6069-C	EA-6069-E	EA-6069-CE	C20 Inlet to L6-20	(18) C13 + (6) C19	3.3 kW	42U & higher
EA-6070-C	EA-6070-E	EA-6070-CE	C20 Inlet to L6-20	(24) C13	3.3 kW	42U & higher
EA-6004-C	EA-6004-E	EA-6004-CE	L6-30	(24) C13	5 kW	42U & higher
EA-6012-C	EA-6012-E	EA-6012-CE	L6-30	(18) C13 + (6) C19	5 kW	42U & higher
120/208 Volt, Three-Phase Input						
EA-6006-C	EA-6006-E	EA-6006-CE	L21-20	(24) C13	5.7 kW	42U & higher
EA-6014-C	EA-6014-E	EA-6014-CE	L21-20	(18) C13 + (6) C19	5.7 kW	42U & higher
EA-6025-C	EA-6025-E	EA-6025-CE	L21-20	(18) C13 + (6) C19 Outlets + (3) 5-20 Convenience Outlets****	5.7 kW	42U & higher
EA-6007-C	EA-6007-E	EA-6007-CE	L21-30	(24) C13	8.6 kW	42U & higher
EA-6015-C	EA-6015-E	EA-6015-CE	L21-30	(18) C13 + (6) C19	8.6 kW	42U & higher
EA-6026-C	EA-6026-E	EA-6026-CE	L21-30	(18) C13 + (6) C19 Outlets + (3) 5-20 Convenience Outlets****	8.6 kW	42U & higher
EA-6035-C	EA-6035-E	EA-6035-CE	L21-30	(36) C13	8.6 kW	42U & higher
208 Volt, Three-Phase Input						
EA-6005-C	EA-6005-E	EA-6005-CE	L15-30	(24) C13	8.6 kW	42U & higher
EA-6013-C	EA-6013-E	EA-6013-CE	L15-30	(18) C13 + (6) C19	8.6 kW	42U & higher
EA-6034-C	EA-6034-E	EA-6034-CE	L15-30	(36) C13	8.6 kW	42U & higher
EA-6016-C	EA-6016-E	EA-6016-CE	CS8365	(18) C13 + (6) C19	14.4 kW	42U & higher
EA-6027-C	EA-6027-E	EA-6027-CE	CS8365	(12) C13 + (12) C19	14.4 kW	42U & higher
EA-6136-C	EA-6136-E	EA-6136-CE	CS8365	(36) C13	14.4 kW	45U & higher
EA-6144-C	EA-6144-E	EA-6144-CE	CS8365	(24) C13 + (12) C19	14.4 kW	45U & higher
EA-6017-C	EA-6017-E	EA-6017-CE	IEC 60309 60A 3P+E	(18) C13 + (6) C19	17.2 kW	42U & higher
EA-6028-C	EA-6028-E	EA-6028-CE	IEC 60309 60A 3P+E	(12) C13 + (12) C19	17.2 kW	42U & higher
EA-6137-C	EA-6137-E	EA-6137-CE	IEC 60309 60A 3P+E	(36) C13	17.2 kW	45U & higher
EA-6145-C	EA-6145-E	EA-6145-CE	IEC 60309 60A 3P+E	(24) C13 + (12) C19	17.2 kW	45U & higher
240/415 Volt, Three-Phase Input						
EA-6018-C	EA-6018-E	EA-6018-CE	L22-30	(18) C13 + (6) C19	17.2 kW	42U & higher
EA-6029-C	EA-6029-E	EA-6029-CE	L22-30	(12) C13 + (12) C19	17.2 kW	42U & higher
EA-6038-C	EA-6038-E	EA-6038-CE	L22-30	(36) C13	17.2 kW	42U & higher
EA-6046-C	EA-6046-E	EA-6046-CE	L22-30	(24) C13 + (12) C19	17.2 kW	42U & higher

Notes: *For kW Capacity column, all values are derated calculations per UL for use in North America.

** Shipping weight for each unit is 27 lb (12 kg).

***Redundancy Pack includes 2 PDUs in Black and Glacier White for easy identification of the primary and secondary unit; shipping weight is 54 lb (24 kg).

****Convenience outlets do not provide monitoring or switching capabilities.

ORDERING INFORMATION

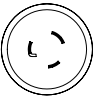






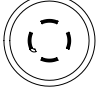

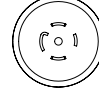

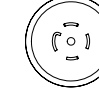

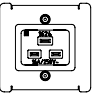
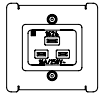

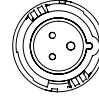

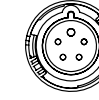
Switched Pro eConnect PDU, Vertical - Worldwide							
Part Number			Input Plug	Outlets	kW Capacity Worldwide	kW Capacity* North America	Cabinet Compatibility
Black**	Glacier White**	Redundancy Pack***					
220 - 240 Volt, Single-Phase Input							
EA-6008-C	EA-6008-E	EA-6008-CE	C20 Inlet to IEC 60309 16/20A 1P+N+E	(24) C13	3.8 kW	3.8 kW	42U & higher
EA-6019-C	EA-6019-E	EA-6019-CE	C20 Inlet to IEC 60309 16/20A 1P+N+E	(18) C13 + (6) C19	3.8 kW	3.8 kW	42U & higher
EA-6009-C	EA-6009-E	EA-6009-CE	IEC 60309 32A 1P+N+E	(24) C13	7.7 kW	6.1 kW	42U & higher
EA-6020-C	EA-6020-E	EA-6020-CE	IEC 60309 32A 1P+N+E	(18) C13 + (6) C19	7.7 kW	6.1 kW	42U & higher
220 - 240/380-415 Volt, Three-Phase Input							
EA-6010-C	EA-6010-E	EA-6010-CE	IEC 60309 16/20A 3P+N+E	(24) C13	11.5 kW	11.5 kW	42U & higher
EA-6021-C	EA-6021-E	EA-6021-CE	IEC 60309 16/20A 3P+N+E	(18) C13 + (6) C19	11.5 kW	11.5 kW	42U & higher
EA-6030-C	EA-6030-E	EA-6030-CE	IEC 60309 16/20A 3P+N+E	(12) C13 + (12) C19	11.5 kW	11.5 kW	42U & higher
EA-6039-C	EA-6039-E	EA-6039-CE	IEC 60309 16/20A 3P+N+E	(36) C13	11.5 kW	11.5 kW	42U & higher
EA-6047-C	EA-6047-E	EA-6047-CE	IEC 60309 16/20A 3P+N+E	(24) C13 + (12) C19	11.5 kW	11.5 kW	42U & higher
EA-6022-C	EA-6022-E	EA-6022-CE	IEC 60309 32A 3P+N+E	(18) C13 + (6) C19	23 kW	18.4 kW	42U & higher
EA-6031-C	EA-6031-E	EA-6031-CE	IEC 60309 32A 3P+N+E	(12) C13 + (12) C19	23 kW	18.4 kW	42U & higher
EA-6040-C	EA-6040-E	EA-6040-CE	IEC 60309 32A 3P+N+E	(36) C13	23 kW	18.4 kW	42U & higher
EA-6048-C	EA-6048-E	EA-6048-CE	IEC 60309 32A 3P+N+E	(24) C13 + (12) C19	23 kW	18.4 kW	42U & higher

Notes: *For kW Capacity column, all values are derated calculations per UL for use in North America.

** Shipping weight for each unit is 27 lb (12 kg).

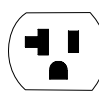
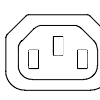
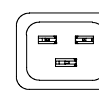
***Redundancy Pack includes 2 PDUs (one in Black and one in Glacier White) for easy identification of the primary and secondary unit; shipping weight is 54 lb (24 kg).

PLUG/INLET TABLE

Single-Phase/ Locking	 NEMA L5-20P 110-125 VAC/20A	 NEMA L5-30P 110-125 VAC/30A	 NEMA L6-20P 200-240 VAC/20A	 NEMA L6-30P 200-240 VAC/30A			
Split-Phase/ Locking	 NEMA L14-20P 120/240 VAC/20A	 NEMA L14-30P 120/240 VAC/30A					
Three-Phase/ Locking	 NEMA L15-20P 208 VAC/20A	 NEMA L15-30P 208 VAC/30A	 NEMA L21-20P 120/208 VAC/20A	 NEMA L21-30P 120/208 VAC/30A	 NEMA L22-20P 380/415 VAC/20A	 NEMA L22-30P 380/415 VAC/30A	 50A CS8365 208 VAC/50A*
Power Inlet Universal/ Locking	 IEC C20 110/125 VAC/20A	 IEC C20 200/240 VAC/20A	 IEC 16A 1P+N+E 200/240 VAC/16A	 IEC 32A 1P+N+E 200/240 VAC/32A	 IEC 16A 3P+N+E 230/400 VAC/16A	 IEC 32A 3P+N+E 230/400 VAC/32A	

* Note: 50A CS8365 is rated for 50A, but maximum input is 35A on three breaker PDUs.

POWER RECEPTACLE/OUTLET TABLE

Receptacles/ Outlets	 NEMA 5-20R 120 VAC/20A	 IEC C13 UL: 120/208VAC/15A CE: 208VAC/10A	 IEC C19 UL: 120/208VAC/20A CE: 208VAC/16A
-------------------------	--	--	--

ACCESSORIES

POWER MANAGEMENT, ENVIRONMENTAL MONITORING AND PHYSICAL SECURITY INTEGRATION



eConnect® RFID Electronic Lock Kit
Integrate cabinet access control along with power management and environmental monitoring under a single network connection, one user interface and one user database for dramatically reduced deploymentsavings. Fully compatible with DCIM software. Available on vertical Monitored, Monitored Pro, Switched and Switched Pro eConnect PDUs.

Part Number	Description	Shipping Weight lb (kg)
14666-001	eConnect® RFID Electronic Lock Kit For GlobalFrame and TeraFrame cabinet systems	3 (1.4)



Power IQ® (PIQ) for eConnect
Power IQ is a data center energy, power, environmental and access control monitoring software that provides out-of-the-box support for eConnect PDUs, Networked Control Module as well as devices from many other manufacturers.

Power IQ for eConnect Software and License, With 1-Year Maintenance Plan			
Part Number	Number of Licenses	Part Number	Number of Licenses
36603-001	Up to 10 Devices	36603-200	Up to 2000 Devices
36603-002	Up to 20 Devices	36603-300	Up to 3000 Devices
36603-005	Up to 50 Devices	36603-400	Up to 4000 Devices
36603-010	Up to 100 Devices	36603-500	Up to 5000 Devices



USB Temperature and Humidity Sensor
Attaches to the USB port in the PDUs.

Additional Accessories		
Part Number	Description	Shipping Weight lb (kg)
14665-001	USB Temperature and Humidity Sensor	3 (1.4)



Extended Limited Warranties
Extended Limited Warranties on CPI-Branded Electronic products, available for two additional years beyond the expiration of the Original Warranty Period (3 years).

Contact CPI Customer Service, or visit www.chatsworth.com/warranty for more information.

Part Number	Description
L1-2YEXTWAR-ELECTRONICS-C	2-Year Warranty Extension for PDUs with MSRP up to \$1700
L2-2YEXTWAR-ELECTRONICS-C	2-Year Warranty Extension for PDUs with MSRP \$1701 - \$3400
L3-2YEXTWAR-ELECTRONICS-C	2-Year Warranty Extension for PDUs with MSRP > \$3400




Order locks and PDUs preinstalled to your cabinet. Add power. Make it easy.



Simplify ordering, shipping and installation by requesting eConnect PDUs and eConnect RFID Electronic Lock Kit to be installed in CPI's GF-Series GlobalFrame or F-Series TeraFrame cabinets before they leave the factory. Request Redundancy Pack for easy identification of primary and secondary units.

For a complete list of eConnect PDU models, visit chatsworth.com/power



While every effort has been made to ensure the accuracy of all information, CPI does not accept liability for any errors or omissions and reserves the right to change information and descriptions of listed services and products.

©2019 Chatsworth Products, Inc. All rights reserved. Chatsworth Products, Click-Nut, CPI, CPI Passive Cooling, eConnect, Evolution, GlobalFrame, MegaFrame, Motive, QuadraRack, RMR, Saf-T-Grip, Secure Array, SeismicFrame, SlimFrame, TeraFrame and Velocity are federally registered trademarks of Chatsworth Products. CUBE-IT, EuroFrame and Simply Efficient are trademarks of Chatsworth Products. All other trademarks belong to their respective companies. 12/19 MKT-60020-723